

Air Quality

HIVOL SAMPLER CALIBRATION DATA SHEET (TSP)

Site Information

Location:	Representative ForTung Lo Hang	Site ID:	AM1	Date:	04-Sep-2023
Serial No.:	1105	Model:	TE-5170X	Operator:	Andy Li

Ambient Condition

Actual Pressure during Calibration (P_a) (mm Hg):	1002.1	Actual Temperature during Calibration (T_a) (deg K):	299.0
---	--------	--	-------

Calibration Orifice

Model:	TE-5025A	Slope (m_c):	2.10188
Serial No.:	4166	Intercept (b_c):	-0.35800
Calibration Due Date:	19-Jun-24	Corr. Coeff:	0.99998

Calibration Data

Plate or Test #	ΔH_2O (in)	Qa, X-Axis (m ³ /min)	I, CFM (chart)	IC, Y-Axis (corrected)
18	13.00	2.137	53.0	60.76
13	11.00	1.979	47.0	53.88
10	9.00	1.807	44.0	50.44
7	6.30	1.539	36.0	41.27
5	4.50	1.327	28.0	32.10

Sampler Calibration Relationship (Qa on x-axis, IC on y-axis)

$m = \underline{\hspace{2cm} 34.0375 \hspace{2cm}}$

 $b = \underline{\hspace{2cm} -12.1429 \hspace{2cm}}$

 Corr. Coeff = $\underline{\hspace{2cm} 0.9950 \hspace{2cm}}$

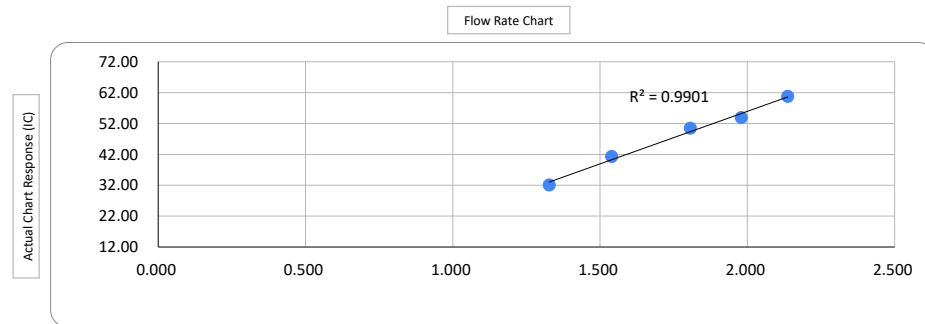
Calculations

$$Q_a = 1/m_c \cdot [\text{Sqrt}(\Delta H_2O \cdot (P_a/P_{std}) \cdot (T_{std}/T_a)) - b_c]$$

$$IC = I \cdot (\text{Sqrt}(P_a/P_{std}) \cdot (T_{std}/T_a))$$

Q_a = actual flow rate
 IC = corrected chart response
 I = actual chart response
 m_c = calibrator slope
 b_c = calibrator intercept

m = sampler slope
 b = sampler intercept
 T_{std} = 298 deg K
 P_{std} = 760 mm Hg
 T_a = actual temperature during calibration (deg K)
 P_a = actual pressure during calibration (mm Hg)



Standard Flow Rate (m³/min)

Checked by: Tandy Tse

 Senior Consultant, Environmental

Date: 04-Sep-2023

HIVOL SAMPLER CALIBRATION DATA SHEET (TSP)

Site Information

Location:	Representative For Heung Yuen Wai	Site ID:	AM2	Date:	04-Sep-2023
Serial No.:	1106	Model:	TE-5170X	Operator:	Andy Li

Ambient Condition

Actual Pressure during Calibration (P _a) (mm Hg):	1002.1	Actual Temperature during Calibration (T _a) (deg K):	299.0
---	--------	--	-------

Calibration Orifice

Model:	TE-5025A	Slope (m _c):	2.10188
Serial No.:	4166	Intercept (b _c):	-0.35800
Calibration Due Date:	19-Jun-24	Corr. Coeff:	0.99998

Calibration Data

Plate or Test #	ΔH ₂ O (in)	Q _a , X-Axis (m ³ /min)	I, CFM (chart)	IC, Y-Axis (corrected)
18	11.00	1.979	60.0	68.78
13	9.40	1.842	56.0	64.20
10	7.00	1.613	49.0	56.17
7	4.60	1.340	42.0	48.15
5	3.60	1.205	40.0	45.85

Sampler Calibration Relationship (Q_a on x-axis, IC on y-axis)

m = 30.2611 b = 8.3322 Corr. Coeff = 0.9963

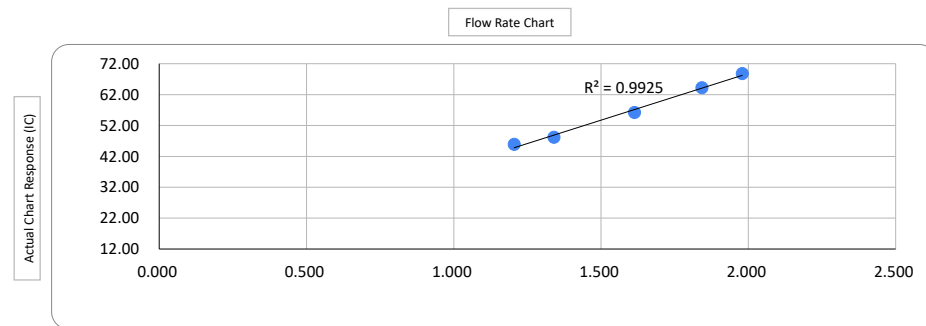
Calculations

$$Q_a = 1/m_c \cdot [\text{Sqrt}(\Delta H_2O \cdot (P_a/P_{std}) \cdot (T_{std}/T_a)) - b_c]$$

$$IC = I \cdot (\text{Sqrt}(P_a/P_{std}) \cdot (T_{std}/T_a))$$

Q_a = actual flow rate
 IC = corrected chart response
 I = actual chart response
 m_c = calibrator slope
 b_c = calibrator intercept

m = sampler slope
 b = sampler intercept
 T_{std} = 298 deg K
 P_{std} = 760 mm Hg
 T_a = actual temperature during calibration (deg K)
 P_a = actual pressure during calibration (mm Hg)



Standard Flow Rate (m³/min)

Checked by: Tandy Tse
 Senior Consultant, Environmental

Date: 04-Sep-2023

HIVOL SAMPLER CALIBRATION DATA SHEET (TSP)

Site Information

Location:	Representative For Wo Keng Shan Tsuen	Site ID:	AM3	Date:	04-Sep-2023
Serial No.:	1856	Model:	TE-5170X	Operator:	Andy Li

Ambient Condition

Actual Pressure during Calibration (P_a) (mm Hg):	1002.1	Actual Temperature during Calibration (T_a) (deg K):	299.0
---	--------	--	-------

Calibration Orifice

Model:	TE-5025A	Slope (m_c):	2.10188
Serial No.:	4166	Intercept (b_c):	-0.35800
Calibration Due Date:	19-Jun-24	Corr. Coeff:	0.99998

Calibration Data

Plate or Test #	ΔH_2O (in)	Qa, X-Axis (m ³ /min)	I, CFM (chart)	IC, Y-Axis (corrected)
18	13.50	2.174	55.0	63.05
13	11.40	2.012	51.0	58.46
10	9.10	1.816	48.0	55.03
7	6.00	1.506	41.0	47.00
5	4.00	1.261	38.0	43.56

Sampler Calibration Relationship (Qa on x-axis, IC on y-axis)

$m = \underline{\hspace{2cm} 21.5825 \hspace{2cm}}$

 $b = \underline{\hspace{2cm} 15.5690 \hspace{2cm}}$

 Corr. Coeff = $\underline{\hspace{2cm} 0.9953 \hspace{2cm}}$

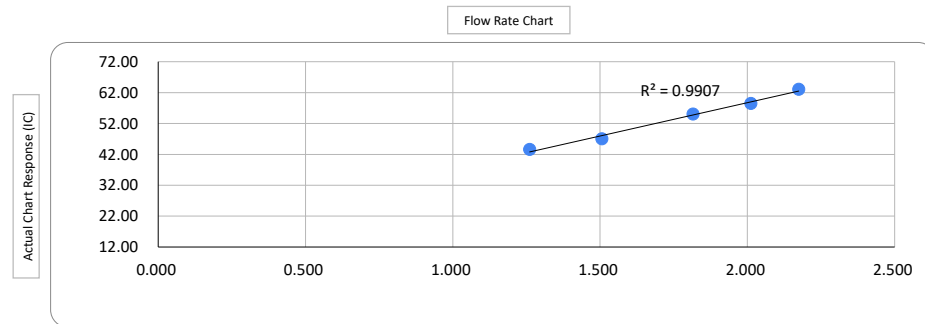
Calculations

$$Q_a = 1/m_c \cdot [\text{Sqrt}(\Delta H_2O \cdot (P_a/P_{Std}) \cdot (T_{Std}/T_a)) - b_c]$$

$$IC = I \cdot (\text{Sqrt}(P_a/P_{Std}) \cdot (T_{Std}/T_a))$$

Q_a = actual flow rate
 IC = corrected chart response
 I = actual chart response
 m_c = calibrator slope
 b_c = calibrator intercept

m = sampler slope
 b = sampler intercept
 T_{Std} = 298 deg K
 P_{Std} = 760 mm Hg
 T_a = actual temperature during calibration (deg K)
 P_a = actual pressure during calibration (mm Hg)



Standard Flow Rate (m³/min)

Checked by: Tandy Tse Senior Consultant, Environmental

Date: 04-Sep-2023

Sibata LD-5R K-Factor Verification Test by Total Suspended Particulates HVS Test Report

Verification Test Date: 3-Dec-22 to 4-Dec-22
 Next Verification Test Date: 2-Dec-23
 Unit-under-Test- Model No.: Sibata LD-5R
 Unit-under-Test Serial No.: 882106
 Our Report Reference No.: RPT-22-HVS-0027
 Calibration Location: AM2, Located near the Leachate Treatment Works within the NENT Landfill

Standard Equipment Information			
Verification Equipment Type	Tisch TSP HVS	Tisch HVS Calibrator	
Standard Equipment Model No.	TE-5170X	TE-5025A	
Equipment serial no.	MFC 1106	3465	
Last Calibration Date	1-Dec-22	28-Jun-22	
Next Calibration Date	31-Jan-23	27-Jun-23	

Verification Test No.	Date	Time			K-Factor K-Factor (K=C/R)	Counts/ Minute (R)	Total Counts (TC)	TSP Sample ID No.	Dust Concentration (ug/m3), (C)
		Start-time	End-time	Elapsed Time (in min)					y axis
1	3/12/2022	194.73	198.08	201.00	0.00123	50	9983	R222043/1	61
2	3/12/2022	198.08	201.27	191.40	0.00092	37	7146	R222043/2	34
3	3/12/2022	201.27	204.35	184.80	0.00103	48	8870	R222043/3	49
4	4/12/2022	252.37	255.36	179.40	0.00108	62	11183	R222044/1	67
5	4/12/2022	255.38	258.38	180.00	0.00110	57	10260	R222044/2	62
6	4/12/2022	258.38	261.38	180.00	0.00108	65	11760	R222044/3	70
					0.00107				

K-Factor to be inputted in LD-5R (corrected 1 decimal point): 1.1

By Linear Regression of y on x:

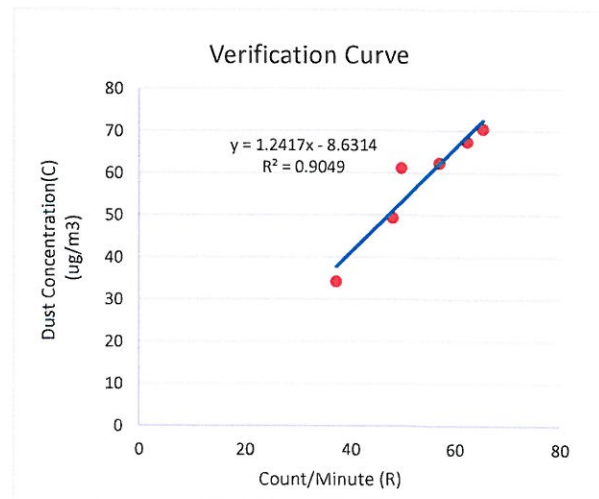
slope, mh= 1.2417

intercept, ch= -8.6314

*Correlation Coefficient, R= 0.9513

Verification Test Result: Strong Correlation, Results were accepted.

* If the Correlation Coefficient, R is <0.5. Checking and Re-verification are required.



Verified By: IA
Technical Manager

Date: 05-12-2022

**RECALIBRATION
DUE DATE:
June 19, 2024**

Certificate of Calibration

Calibration Certification Information			
Cal. Date: June 19, 2023	Rootsmeter S/N: 438320	Ta: 294	°K
Operator: Jim Tisch		Pa: 754.9	mm Hg
Calibration Model #: TE-5025A	Calibrator S/N: 4166		

Run	Vol. Init (m3)	Vol. Final (m3)	ΔVol. (m3)	ΔTime (min)	ΔP (mm Hg)	ΔH (in H2O)
1	1	2	1	1.4500	3.2	2.00
2	3	4	1	1.0260	6.4	4.00
3	5	6	1	0.9170	8.0	5.00
4	7	8	1	0.8770	8.8	5.50
5	9	10	1	0.7240	12.8	8.00

Data Tabulation					
Vstd (m3)	Qstd (x-axis)	$\sqrt{\Delta H \left(\frac{Pa}{Pstd} \right) \left(\frac{Tstd}{Ta} \right)}$ (y-axis)	Va	Qa (x-axis)	$\sqrt{\Delta H \left(\frac{Ta}{Pa} \right)}$ (y-axis)
1.0025	0.6914	1.4190	0.9958	0.6867	0.8826
0.9983	0.9730	2.0068	0.9915	0.9664	1.2481
0.9961	1.0863	2.2436	0.9894	1.0790	1.3955
0.9951	1.1346	2.3532	0.9883	1.1270	1.4636
0.9897	1.3670	2.8380	0.9830	1.3578	1.7651
QSTD	m=	2.10188	QA	m=	1.31616
	b=	-0.03580		b=	-0.02227
	r=	0.99998		r=	0.99998

Calculations			
Vstd=	$\Delta Vol \left(\frac{Pa - \Delta P}{Pstd} \right) \left(\frac{Tstd}{Ta} \right)$	Va=	$\Delta Vol \left(\frac{Pa - \Delta P}{Pa} \right)$
Qstd=	Vstd/ΔTime	Qa=	Va/ΔTime
For subsequent flow rate calculations:			
Qstd=	$1/m \left(\left(\sqrt{\Delta H \left(\frac{Pa}{Pstd} \right) \left(\frac{Tstd}{Ta} \right)} \right) - b \right)$	Qa=	$1/m \left(\left(\sqrt{\Delta H \left(\frac{Ta}{Pa} \right)} \right) - b \right)$

Standard Conditions	
Tstd:	298.15 °K
Pstd:	760 mm Hg
Key	
ΔH:	calibrator manometer reading (in H2O)
ΔP:	rootsmeter manometer reading (mm Hg)
Ta:	actual absolute temperature (°K)
Pa:	actual barometric pressure (mm Hg)
b:	intercept
m:	slope

RECALIBRATION
US EPA recommends annual recalibration per 1998 40 Code of Federal Regulations Part 50 to 51, Appendix B to Part 50, Reference Method for the Determination of Suspended Particulate Matter in the Atmosphere, 9.2.17, page 30

Noise

Manufacturer Calibration Certificate

The following instrument has been tested and calibrated to the manufacturer specifications.
The calibration is traceable in accordance with ISO/IEC 17025 covering all instrument functions.

- Device Type: **XL2 Audio and Acoustic Analyzer**
- Serial Number: **A2A-13663-F0**

- Certificate Issued: **15 February 2023**
- Certificate Number: **44972-A2A-13663-F0**
- Results: **PASSED**
(for detailed report see next page)

Tested by:

M. Frick

Signature:

Stamp:



NTi Audio AG
Im alten Riet 102
LI - 0494 Schaan
www.nti-audio.com

Calibration of: XL2 Audio and Acoustic Analyzer
 Serial Number: A2A-13663-F0
 Date: 15 February 2023

• Detailed Calibration Test Results:

	reference	actual	unit	actual error	XL2 tolerance	calibration uncertainty ²
RMS Level @ 1kHz, XLR Input	0.1	0.100	V	≤0.1%	±0.5%	±0.10%
	1	0.999	V	-0.1%	±0.5%	±0.09%
	10	9.982	V	-0.2%	±0.5%	±0.09%
Flatness, XLR Input ¹	20 Hz	0.995	V	-0.5%	±1.1%	±0.09%
	20 kHz	1.003	V	0.3%	±1.1%	±0.09%
Frequency	1000	1000.00	Hz	≤0.003%	±0.003%	±0.01%
Residual Noise	XLR	< 2 uV			<2 uV	±0.50%
THD+N @ 0 dBu, 1 kHz, XLR Input		-100.5	dB		typ. -100 dB	±0.50%

- Test Conditions: Temperature: **24.9** °C
 Relative Humidity: **19.8** %

• Calibration Equipment Used:

- Agilent Multimeter, Typ 34401A, Serial No. MY 5300 4607
 Last calibration: 15.09.2022, Next calibration: 15.09.2023
 Calibrated by ELCAL to the national standards maintained at Swiss Federal Office of Metrology. SCS 0002
- FX100 Audio Analyzer, Serial No. 10408
 Last Calibration: 11.10.2022, Next Calibration: 11.10.2023
 Manufacturer calibration based on Agilent 34410, Serial No. MY47014254,
 Last Calibration: 26.05.2022, Next Calibration: 26.05.2023
 which is calibrated by ELCAL to national standards maintained at Swiss Federal Office of Metrology. SCS 002

¹ The specified tolerance +/-0.1 dB @ 1V = +/- 1.1%

² The reported expanded uncertainty is based on a standard uncertainty multiplied by a coverage factor k=2, providing a level of confidence of approximately 95%. The uncertainty evaluation has been carried out in accordance with the regulations of the GUM.

Certificate of Calibration

for

Description: *Sound Level Calibrator*
Manufacturer: *RION*
Type No.: *NC-75*
Serial No.: *34724245*

Submitted by:

Customer: *Acuity Sustainability Consulting Limited*
Address: *Unit E, 12/F, Ford Glory Plaza,
Nos. 37-39 Wing Hong Street,
Cheung Sha Wan, Kowloon,
Hong Kong*

Upon receipt for calibration, the instrument was found to be:

- Within**
 Outside

the allowable tolerance.

The test equipments used for calibration are traceable to National Standards via:

- The Government of The Hong Kong Special Administrative Region Standard & Calibration Laboratory

Date of receipt: 27 July 2023

Date of calibration: 3 August 2023

Date of NEXT calibration: 2 August 2024

Calibrated by: _____
Calibration Technician

Certified by: _____
*Mr. Ng Yan Wa
Laboratory Manager*

Date of issue: 3 August 2023

Certificate No.: APJ23-049-CC003



1. Calibration Precautions:

- The unit-under-test (UUT) was allowed to stabilize in the laboratory for over 24 hours, and switched on to warm up for over 10 minutes before the commencement of the test.
- The results presented are the mean of 3 measurements at each calibration point.

2. Calibration Specifications:

Calibration check

3. Calibration Conditions:

Air Temperature: 22.6°C
Air Pressure: 1006 hPa
Relative Humidity: 52.9 %

4. Calibration Equipment:

Test Equipment	Type	Serial No.	Calibration Report Number	Traceable to
Multifunction Calibrator	B&K 4226	2288467	AV220061	HOKLAS
Sound Level Meter	RION NA-28	30721812	AV220120	HOKLAS

5. Calibration Results

5.1 Sound Pressure Level

Nominal value dB	Accept lower level dB	Accept upper level dB	Measured value dB
94.0	93.6	94.4	94.0

Note:

The values given in this certification only related to the values measured at the time of the calibration.



AI

Calibration Certificate

Certificate No. **300737**

Page 1 of 2 Pages

Customer : Acuity Sustainability Consulting Limited

Address : Unit E, 12/F, Ford Glory Plaza, No. 37-39 Wing Hong Street, Cheung Sha Wan, Kowloon, H.K.

Order No. : Q30320

Date of receipt : 2-Feb-23

Item Tested

Description : Hot Wire Anemometer

Manufacturer : RS PRO

I.D. : ASCL-EQ-111

Model : RS-90

Serial No. : 210722208

Test Conditions

Date of Test : 13-Feb-23

Supply Voltage : --

Ambient Temperature : (23 ± 3)°C

Relative Humidity : (50 ± 25) %

Test Specifications

Calibration check.

Ref. Document/Procedure : T03, Z04.

Test Results

All results were within the manufacturer's specification.

The results are shown in the attached page(s).

Main Test equipment used:

<u>Equipment No.</u>	<u>Description</u>	<u>Cert. No.</u>	<u>Traceable to</u>
S155	Std. Anemometer	206240	NIM-PRC
S223C	Std. Thermometer	205617	NIM-PRC

The values given in this Calibration Certificate only relate to the values measured at the time of the test and any uncertainties quoted will not include allowance for the equipment long term drift, variations with environmental changes, vibration and shock during transportation, overloading, mis-handling, or the capability of any other laboratory to repeat the measurement. Hong Kong Calibration Ltd. shall not be liable for any loss or damage resulting from the use of the equipment.

The test equipment used for calibration are traceable to International System of Units (SI), or by reference to a natural constant. The test results apply to the above Unit-Under-Test only

Calibrated by : 
James Yau

Approved by : 
Steve Kwan

This Certificate is issued by:
Hong Kong Calibration Ltd.

Date: 13-Feb-23

Unit 8B, 24/F., Well Fung Industrial Centre, No. 58-76, Ta Chuen Ping Street, Kwai Chung, NT, Hong Kong.
Tel: 2425 8801 Fax: 2425 8646



Calibration Certificate

Certificate No. 300737

Page 2 of 2 Pages

Results :

1. Velocity

Applied Value (m/s)	UUT Reading (m/s)	Mfr's Spec.
0.00	0.00	± (3 % of reading + 0.3 m/s)
2.50	2.43	
5.00	5.04	
10.00	10.07	
15.00	15.65	
19.00	19.87	

2. Temperature

Applied Value (°C)	UUT Reading (°C)	Mfr's Spec.
23.12	23.0	± 2 °C

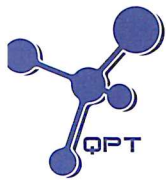
Remark : 1. UUT: Unit-Under-Test

2. Uncertainty : ± (0.9 % + 0.16 m/s) for Velocity, ± 0.1 °C for Temperature, for a confidence probability of not less than 95 %.

3. Atmospheric Pressure: 1 002 hPa

----- END -----

Water Quality



專業化驗有限公司
QUALITY PRO TEST-CONSULT LIMITED

Unit 10, 5/F, Wah Wai Centre, 38-40 Au Pui Wan St., Fotan, Hong Kong
Email: info@qualityprotest.com; Website: www.qualityprotest.com
Tel: (852) 3956 8717; Fax: (852) 3956 3928

REPORT OF EQUIPMENT PERFORMANCE CHECK/ CALIBRATION

Amendment Test Report No. : R-BC090067
Amendment Test Report Date of Issue : 20 September 2023
Superseded Test Report No. : D-BC080079
Superseded Test Report Date of Issue : 25 August 2023
Page No. : 1 of 2

PART A - CUSTOMER INFORMATION

Acuity Sustainability Consulting Limited
 Unit E, 12/F, Ford Glory Plaza 37-39 Wing Hong Street, Cheung Sha Wan, Kowloon, Hong Kong

PART B - SAMPLE INFORMATION

Name of Equipment : HORIBA U-53
 Manufacturer : HORIBA
 Serial Number : PPHNOMXY
 Date of Received : 22 August 2023
 Date of Calibration : 22 August 2023
 Date of Next Calibration : 21 November 2023
 Request No. : D-BC080079

PART C - REFERENCE METHODS/ DOCUMENTS FOR THE CALIBRATION

Test Parameter	Reference Method
pH value	APHA 21e 4500-H ⁺ B
Temperature	Section 6 of international Accreditation New Zealand Technical Guide no. 3 Second edition March 2008: Working Thermometer Calibration Procedure
Salinity	APHA 21e 2520 B
Dissolved oxygen	APHA 23e 4500-O G (Membrane Electrode Method)
Turbidity	APHA 21e 2130 B (Nephelometric Method)

PART D - CALIBRATION RESULT

(1) pH value

Target (pH unit)	Display Reading (pH unit)	Tolerance	Result
4.00	4.16	0.16	Satisfactory
7.42	7.56	0.14	Satisfactory
10.01	9.92	-0.09	Satisfactory

Tolerance of pH value should be less than ± 0.2 (pH unit)


(2) Temperature

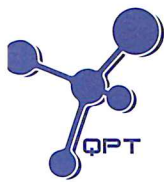
Reading of Ref. thermometer (°C)	Display Reading (°C)	Tolerance	Result
18	19.15	1.15	Satisfactory
28	27.79	-0.21	Satisfactory
37	36.58	-0.42	Satisfactory

Tolerance of Temperature should be less than ± 2.0 (°C)

--- CONTINUED ON NEXT PAGE ---

AUTHORIZED
SIGNATORY:


LEE Chun-ning
Assistant Manager



REPORT OF EQUIPMENT PERFORMANCE CHECK/ CALIBRATION

Amendment Test Report No. : R-BC090067
Amendment Test Report Date of Issue : 20 September 2023
Superseded Test Report No. : D-BC080079
Superseded Test Report Date of Issue : 25 August 2023
Page No. : 2 of 2

(3) Salinity

Expected Reading (g/L)	Display Reading (g/L)	Tolerance (%)	Result
10	10.11	1.10	Satisfactory
20	21.27	6.35	Satisfactory
30	32.28	7.60	Satisfactory

Tolerance of Salinity should be less than ± 10.0 (%)

(4) Dissolved oxygen

Expected Reading (mg/L)	Display Reading (mg/L)	Tolerance	Result
7.50	7.88	0.38	Satisfactory
6.31	6.76	0.45	Satisfactory
1.11	1.29	0.18	Satisfactory
0.07	0.00	-0.07	Satisfactory

Tolerance of Dissolved oxygen should be less than ± 0.5 (mg/L)

(5) Turbidity

Expected Reading (NTU)	Display Reading (NTU)	Tolerance (%)	Result
0	0.98	--	Satisfactory
10	10.7	7.00	Satisfactory
20	20.7	3.50	Satisfactory
100	107	7.00	Satisfactory
800	807	0.90	Satisfactory

Tolerance of Turbidity should be less than ± 10.0 (%)

Remark(s)

- The "Date of Next Calibration" is recommended according to best practice principals as practiced by QPT or quoted from relevant international standards.
- The results relate only to the calibrated equipment as received
- The performance of the equipment stated in this report is checked with independent reference material and results compared against a calibrated secondary source.
- "Displayed Reading" denotes the figure shown on item under calibration/ checking regardless of equipment precision or significant figures.
- The "Tolerance Limit" mentioned is the acceptance criteria applicable for similar equipment used by Quality Pro Test-Consult Ltd. or quoted from relevant international standards.

--- END OF REPORT ---



Calibration Certificate

Certificate No. **210252**

Page 1 of 2 Pages

Customer : Acuity Sustainability Consulting Limited

Address : Unit E, 12/F, Ford Glory Plaza, No. 37-39 Wing Hong Street, Cheung Sha Wan, Kowloon, H.K.

Order No. : Q24081

Date of receipt : 31-Oct-22

Item Tested

Description : Flow Probe

Manufacturer : Global Water

Model : FP111

I.D. : --

Serial No. : 22K100859

Test Conditions

Date of Test : 7-Nov-22

Ambient Temperature : 23°C

Supply Voltage : --

Relative Humidity : 78%

Test Specifications

Calibration check.

Ref. Document/Procedure : V12

Test Results

All results were within the manufacturer's specification.

The results are shown in the attached page(s).

Main Test equipment used:

<u>Equipment No.</u>	<u>Description</u>	<u>Cert. No.</u>	<u>Traceable to</u>
S179	Std. Tape	201868	NIM-PRC
S136A	Stop Watch	201878	SCL-HKSAR

The values given in this Calibration Certificate only relate to the values measured at the time of the test and any uncertainties quoted will not include allowance for the equipment long term drift, variations with environmental changes, vibration and shock during transportation, overloading, mis-handling, or the capability of any other laboratory to repeat the measurement. Hong Kong Calibration Ltd. shall not be liable for any loss or damage resulting from the use of the equipment.

The test equipment used for calibration are traceable to International System of Units (SI), or by reference to a natural constant. The test results apply to the above Unit-Under-Test only

Calibrated by : 
Kin Wong

Approved by : 
Alan Chu

This Certificate is issued by:
Hong Kong Calibration Ltd.

Unit 8B, 24/F., Well Fung Industrial Centre, No. 58-76, Ta Chuen Ping Street, Kwai Chung, NT, Hong Kong.
Tel: 2425 8801 Fax: 2425 8646

Date: 7-Nov-22



Calibration Certificate

Certificate No. 210252

Page 2 of 2 Pages

Results :

Applied Value (m/s)	UUT Reading (m/s)	Mfr's Spec.
0.96	1.0	± 0.1 m/s

Remarks : 1. UUT : Unit-Under-Test

2. Uncertainty : ± 1 %, for a confidence probability of not less than 95%.

----- END -----

Landfill Gas

CERTIFICATION OF CALIBRATION



Date Of Calibration: 31-Aug-2023

Certificate Number: G505207_1/33483

Issued by: QED Environmental Systems Ltd.

Customer: Onuee Electronics Ltd
C3-E TCL Science Park No.1001 Zhong Shan Yuan Rd.
Nanshan Shenzhen 518052 CHINA

Description: Gas Analyser

Model: GEM5000

Serial Number: G505207

UKAS Accredited results:

Results after adjustment :

Methane (CH ₄)		
Certified Gas (%)	Instrument Reading (%)	Uncertainty (%)
5.0	5.0	0.072
15.0	15.1	0.13
60.0	59.7	0.42

Carbon Dioxide (CO ₂)		
Certified Gas (%)	Instrument Reading (%)	Uncertainty (%)
5.0	4.8	0.074
15.0	14.5	0.13
40.0	39.9	0.29

Oxygen (O ₂)		
Certified Gas (%)	Instrument Reading (%)	Uncertainty (%)
20.2	20.3	0.25

The inwards assessment was carried out 21-Aug-2023.
The maximum adjustment is larger than the specification limit.
Inwards assessment data is available if requested.
All concentrations are molar.

CH₄, CO₂ readings recorded at : 33.2 °C ± 2.5 °C

O₂ readings recorded at : 24.4 °C ± 2.5 °C

Barometric Pressure : 0998 mbar ± 4 mbar

Method of Test : The analyser is calibrated in a temperature controlled chamber using a series of reference gases, in compliance with procedure LP004. .

Instrument has passed calibration as the measurement result is within the specification limit. The specification limit takes into account the measurement uncertainty.
The results relate only to the item calibrated

This certificate is issued in accordance with the laboratory accreditation requirements of the United Kingdom Accreditation Service. It provides traceability of measurement to the SI system of units and/or to units of measurement realised at the National Physical Laboratory or other recognised national metrology institutes. This certificate may not be reproduced other than in full, except with the prior written approval of the issuing laboratory.

Calibration Instance:117 IGC Instance:117

Page 1 of 2 | LP015GIUKAS-2.5

www.qedenv.com +44 (0) 333 800 0088 sales@qedenv.co.uk

QED Environmental Systems Ltd. Cyan Park - Unit 3, Jimmy Hill Way, Coventry, CV2 4QP, UNITED KINGDOM

Registered in England and Wales 1898734

CERTIFICATION OF CALIBRATION



Date Of Calibration: 31-Aug-2023

Certificate Number: G505207_1/33483

Issued by: QED Environmental Systems Ltd.

The reported expanded uncertainty is based on a standard uncertainty multiplied by a coverage factor of $k=2$, providing a level of confidence of approximately 95%. The uncertainty evaluation has been carried out in accordance with UKAS requirements.

Calibrations marked 'Non-UKAS Accredited results' on this certificate have been included for completeness.

Non-UKAS accredited results after adjustment:

Barometer (mbar)	
Reference	Instrument Reading
998	999

Additional Gas Cells		
Gas	Certified Gas (ppm)	Instrument Reading (ppm)
CO	501	507

Date of Issue : 07-Sep-2023

Approved by Signatory

Fani Zolota

Laboratory Inspection

End of Certificate

This certificate is issued in accordance with the laboratory accreditation requirements of the United Kingdom Accreditation Service. It provides traceability of measurement to the SI system of units and/or to units of measurement realised at the National Physical Laboratory or other recognised national metrology institutes. This certificate may not be reproduced other than in full, except with the prior written approval of the issuing laboratory.

Calibration Instance:117 IGC Instance:117

Page 2 of 2 | LP015GIUKAS-2.5

www.qedenv.com +44 (0) 333 800 0088 sales@qedenv.co.uk

QED Environmental Systems Ltd. Cyan Park - Unit 3, Jimmy Hill Way, Coventry, CV2 4QP, UNITED KINGDOM

Registered in England and Wales 1898734

Calibration Certificate

Customer Name Paul Y Construction Co. Ltd
 Model PS200
 Serial 373075
 Tested On 16 November, 2022
 Cal Expires 16 November, 2023

Audible Alarm PASS
 Visual Alarm PASS
 Calibrated For METHANE
 100% LEL Equivalent 4.4% by VOL

Overall Results PASS



Calibration Result

Gas Applied	Range	Reading	Calibrated	Result
Zero Air	% LEL	0	0	PASS
Zero Air	% O2	20.9	20.9	PASS
Zero Air	PPM CO	0	0	PASS
Zero Air	PPM H2S	0	0	PASS

Gas Applied	Range	Reading	Calibrated	Result
50% LEL Methane	% LEL	61	50	PASS
18% VOL Oxygen	% O2	17.8	N/A	PASS
100 PPM Carbon Monoxide	PPM CO	71	100	PASS
25 PPM Hydrogen Sulphide	PPM H2S	22	25	PASS

Calibrated By Ivan Lo :

Ivan Lo