

Air Quality

The Summary of TSP 24-hour Concentration (µg/m³) at Location AM1

Start Date	Weather Condition	Avg Air Temp	Avg Atmospheric Pressure	Elapse Time		Sampling Time (minutes)	Averaged Flow Rate	Averaged Flow Rate	Total Flow Volume (m ³)	Filter Weight (g)		Particulate weight (g)	Concentration (µg/m ³)	Action Level (µg/m ³)	Limit Level (µg/m ³)
		(°C)	(hPa)	Initial	Final		(cfm)	(m ³ /min)		Initial	Final				
2/11/2023	Fine	28.8	1014.6	1861.01	1885.01	1440	40	1.53	2198	2.6298	2.8522	0.2224	101	164	260
8/11/2023	Fine	26.7	1015.6	2113.03	2137.03	1440	40	0.99	1424	2.7177	2.8782	0.1605	113		
14/11/2023	Fine	24.6	1022.2	2139.71	2163.71	1440	40	1.01	1451	2.6479	2.7998	0.1519	105		
20/11/2023	Fine	21.5	1016.7	2166.85	2190.85	1440	42	1.10	1589	2.6587	2.8410	0.1823	115		
25/11/2023	Fine	24.8	1020.6	2192.93	2216.93	1440	41	1.03	1481	2.6524	2.8423	0.1899	128		
												Average	112		
												Min	101		
												Max	128		

The Summary of 24-hour TSP Concentration (µg/m³) at Location AM2

Start Date	Weather Condition	Avg Air Temp	Avg Atmospheric Pressure	Elapse Time		Sampling Time (minutes)	Averaged Flow Rate	Flow Rate	Total Flow Volume (m ³)	Filter Weight (g)		Particulate weight (g)	Concentration (µg/m ³)	Action Level (µg/m ³)	Limit Level (µg/m ³)
		(°C)	(hPa)	Initial	Final		(cfm)	(m ³ /min)		Initial	Final				
2/11/2023	Fine	28.8	1014.6	1621.28	1645.28	1440	39	1.01	1450	2.6598	2.8199	0.1801	110	152	260
14/11/2023	Fine	24.6	1022.2	1648.51	1672.51	1440	40	1.12	1610	2.6502	2.7895	0.1393	87		
15/11/2023	Fine	23.8	1022.7	1676.63	1700.63	1440	40	1.12	1615	2.6501	2.7830	0.1329	82		
20/11/2023	Fine	21.5	1016.7	1703.23	1727.23	1440	40	1.12	1610	2.6370	2.7501	0.1131	70		
25/11/2023	Fine	24.8	1020.6	1734.10	1758.10	1440	40	1.11	1605	2.6528	2.8097	0.1569	98		
												Average	89		
												Min	70		
												Max	110		

The Summary of 24-hour TSP Concentration (µg/m³) at Location AM3

Start Date	Weather Condition	Avg Air Temp	Avg Atmospheric Pressure	Elapse Time		Sampling Time (minutes)	Averaged Flow Rate	Flow Rate	Total Flow Volume (m ³)	Filter Weight (g)		Particulate weight (g)	Concentration (µg/m ³)	Action Level (µg/m ³)	Limit Level (µg/m ³)
		(°C)	(hPa)	Initial	Final		(cfm)	(m ³ /min)		Initial	Final				
2/11/2023	Fine	28.8	1014.6	2626.46	2650.46	1440	41	1.17	1683	2.6287	2.8261	0.1974	117	163	260
8/11/2023	Fine	26.7	1015.6	2654.12	2678.12	1440	42	1.15	1663	2.6384	2.7857	0.1473	89		
14/11/2023	Fine	24.6	1022.2	2679.75	2703.75	1440	39	1.04	1505	2.6533	2.7973	0.1440	96		
20/11/2023	Fine	21.5	1016.7	2706.86	2730.86	1440	41	1.13	1626	2.7064	2.8499	0.1435	88		
25/11/2023	Fine	24.8	1020.6	2736.56	2760.56	1440	38.5	1.02	1470	2.7381	2.9085	0.1704	116		
												Average	101		
												Min	88		
												Max	117		

Remarks:
 1. Orange Text equal to exceed Action Level
 2. Red Text equal to exceed Limit Level

1-hour TSP Concentration ($\mu\text{g}/\text{m}^3$) at Location AM1

Date	Equipment Brand & Model	Equipment Serial No.	K-factor	Weather	Sampling Time (1)	Sampling Time (2)	Sampling Time (3)	Reading (1)	Reading (2)	Reading (3)	Average	Action Level	Limit Level
								$\mu\text{g}/\text{m}^3$	$\mu\text{g}/\text{m}^3$	$\mu\text{g}/\text{m}^3$	$\mu\text{g}/\text{m}^3$	$\mu\text{g}/\text{m}^3$	$\mu\text{g}/\text{m}^3$
2/11/2023	Sibata LD-5R	882106	0.00107	Fine	8:16	9:16	10:16	29	31	28	29	285	500
8/11/2023	Sibata LD-5R	882106	0.00107	Fine	13:16	14:16	15:16	29	36	34	33		
14/11/2023	Sibata LD-5R	882106	0.00107	Fine	13:01	14:01	15:01	26	27	23	25		
20/11/2023	Sibata LD-5R	882106	0.00107	Fine	8:10	9:10	10:10	22	29	23	25		
25/11/2023	Sibata LD-5R	882106	0.00107	Fine	8:16	9:16	10:16	26	31	28	28		
Average								28					
Max.								36					
Min.								22					

1-hour TSP Concentration ($\mu\text{g}/\text{m}^3$) at Location AM2

Date	Equipment Brand & Model	Equipment Serial No.	K-factor	Weather	Sampling Time (1)	Sampling Time (2)	Sampling Time (3)	Reading (1)	Reading (2)	Reading (3)	Average	Action Level	Limit Level
								$\mu\text{g}/\text{m}^3$	$\mu\text{g}/\text{m}^3$	$\mu\text{g}/\text{m}^3$	$\mu\text{g}/\text{m}^3$	$\mu\text{g}/\text{m}^3$	$\mu\text{g}/\text{m}^3$
2/11/2023	Sibata LD-5R	0Z4545	0.00114	Fine	8:59	9:59	10:59	34	36	36	35	279	500
8/11/2023	Sibata LD-5R	942532	0.00108	Fine	13:12	14:12	15:12	36	38	39	38		
15/11/2023	Sibata LD-5R	0Z4545	0.00114	Fine	13:36	14:36	15:36	31	30	32	31		
20/11/2023	Sibata LD-5R	942532	0.00108	Fine	8:25	9:25	10:25	31	34	32	32		
25/11/2023	Sibata LD-5R	942532	0.00108	Fine	8:30	9:30	10:30	32	39	34	35		
Average								34					
Max.								39					
Min.								30					

1-hour TSP Concentration ($\mu\text{g}/\text{m}^3$) at Location AM3

Date	Equipment Brand & Model	Equipment Serial No.	K-factor	Weather	Sampling Time (1)	Sampling Time (2)	Sampling Time (3)	Reading (1)	Reading (2)	Reading (3)	Average	Action Level	Limit Level
								$\mu\text{g}/\text{m}^3$	$\mu\text{g}/\text{m}^3$	$\mu\text{g}/\text{m}^3$	$\mu\text{g}/\text{m}^3$	$\mu\text{g}/\text{m}^3$	$\mu\text{g}/\text{m}^3$
2/11/2023	Sibata LD-5R	942532	0.00108	Fine	8:25	9:25	10:25	31	40	36	36	285	500
8/11/2023	Sibata LD-5R	0Z4545	0.00114	Fine	13:39	14:39	15:39	39	41	43	41		
14/11/2023	Sibata LD-5R	0Z4545	0.00114	Fine	13:30	14:30	15:30	36	39	35	37		
20/11/2023	Sibata LD-5R	0Z4545	0.00114	Fine	8:20	9:20	10:20	31	33	30	31		
25/11/2023	Sibata LD-5R	0Z4545	0.00114	Fine	8:55	9:55	10:55	35	39	41	38		
Average								37					
Max.								43					
Min.								30					

Noise

Impact Phase Construction Noise Monitoring Data at Location NM1a

Date	Weather	Wind speed	Start Time	End Time	L_{eq} (dB(A))							L_{10} (dB(A))						L_{90} (dB(A))								
		m/s			1st	2nd	3rd	4th	5th	6th	Overall (30min)	1st	2nd	3rd	4th	5th	6th	1st	2nd	3rd	4th	5th	6th			
3/11/2023	Fine	2.4	10:05	10:35	49.4	48.6	50.6	53.6	53.9	54.1	52.2	53.2	52.6	53.6	56.6	56.3	58.1	45.4	45.5	47.1	51.5	51.6	53.0			
8/11/2023	Fine	1.6	14:30	15:00	62.3	63.1	63.6	62.1	63.5	64.5	63.3	64.3	65.4	66.4	65.2	65.1	67.1	60.2	61.2	62.1	61.9	62.5	63.1			
14/11/2023	Fine	1.4	13:00	13:30	59.2	60.2	61.3	61.9	62.1	62.9	61.4	62.4	63.4	64.4	64.9	65.4	65.9	54.2	55.3	56.4	56.9	56.4	55.2			
20/11/2023	Fine	1.6	14:30	15:00	55.6	56.1	55.4	55.1	54.9	55.1	55.4	53.2	52.4	50.1	51.9	50.6	52.4	48.1	47.5	46.2	48.6	49.1	48.6			
											Average		60.0													
											Baseline Level		55.4													
											Action Level		When one valid documented complaint is received													
											Limit Level		75													

Impact Phase Construction Noise Monitoring Data at Location NM2a

Date	Weather	Wind speed	Start Time	End Time	L_{eq} (dB(A))							L_{10} (dB(A))						L_{90} (dB(A))								
		m/s			1st	2nd	3rd	4th	5th	6th	Overall (30min)	1st	2nd	3rd	4th	5th	6th	1st	2nd	3rd	4th	5th	6th			
3/11/2023	Fine	2.1	14:10	14:40	47.6	48.1	50.2	47.6	48.3	49.6	48.7	50.6	51.4	53.4	50.5	51.2	53.6	43.5	44.5	48.1	46.1	47.2	48.4			
8/11/2023	Fine	1.7	10:00	10:30	48.5	47.5	48.2	47.6	47.1	47.4	47.7	51.2	52.1	52.2	52.6	51.6	52.1	43.5	42.5	43.2	45.1	42.4	43.2			
14/11/2023	Fine	1.7	14:30	15:00	50.2	47.6	48.4	50.2	51.3	49.7	49.7	61.4	59.4	60.6	61.6	62.6	61.2	48.2	45.2	46.2	48.1	49.1	47.2			
20/11/2023	Fine	1.7	11:19	11:49	50.1	49.6	48.2	50.4	49.9	50.4	49.8	56.2	57.2	56.1	57.1	55.4	56.2	53.3	54.4	53.1	54.2	52.5	53.2			
											Average		49.1													
											Baseline Level		54.5													
											Action Level		When one valid documented complaint is received													
											Limit Level		75													

Water Quality

Monitoring Location: WM1

Date	Time	Weather	Water Depth (m)	Water Flow (L/s)	Water Temperature (°C)	DO (mg/L)			pH			Turbidity (NTU)			SS (mg/L)		
						Value	Action Level	Limit Level	Value	Action Level	Limit Level	Value	Action Level	Limit Level	Value	Action Level	Limit Level
8-Nov-23	10:02	Sunny	0.16	0.1	18.5	7.5	<7.4	<4	7.6	>7.7	>7.8	5.1	>9.2	>9.5	2.5	>9.7	>11.4

Monitoring Location: WM2

Date	Time	Weather	Water Depth (m)	Water Flow (L/s)	Water Temperature (°C)	DO (mg/L)			pH			Turbidity (NTU)			SS (mg/L)		
						Value	Action Level	Limit Level	Value	Action Level	Limit Level	Value	Action Level	Limit Level	Value	Action Level	Limit Level
8-Nov-23	7:45	Sunny	0.21	0.2	20.1	6.5	<5	<4	7.5	>7.6	>7.7	20.8	>108.3	>108.9	10.0	>94.5	>94.7

Remarks

1. Sample will be grabbed on surface when the water depth is less than 1m.
2. "TBC" equal to "To be confirm"
3. Orange Text equal to exceed Action Level
4. Red Text equal to exceed Limit Level






CERTIFICATE OF ANALYSIS

Client	: ACUMEN LABORATORY AND TESTING LIMITED	Laboratory	: ALS Technichem (HK) Pty Ltd	Page	: 1 of 9
Contact	: HUNTINGTON HUI	Contact	: Richard Fung	Work Order	: HK2344804
Address	: UNIT D, 12/F, FORD GLORY PLAZA, NOS.37-39 WING HONG STREET, CHEUNG SHA WAN, KOWLOON, HONG KONG	Address	: 11/F., Chung Shun Knitting Centre, 1 - 3 Wing Yip Street, Kwai Chung, N.T., Hong Kong		
E-mail	: Huntington.Hui@arecongroup.com	E-mail	: richard.fung@alsglobal.com		
Telephone	: ---	Telephone	: +852 2610 1044		
Facsimile	: ---	Facsimile	: +852 2610 2021		
Project	: NENTX			Date Samples Received	: 08-Nov-2023
Order number	: ---	Quote number	: HKE/2751/2022_V3	Issue Date	: 22-Nov-2023
C-O-C number	: ---			No. of samples received	: 2
Site	:			No. of samples analysed	: 2

This report may not be reproduced except with prior written approval from the testing laboratory.

This document has been signed by those names that appear on this report and are the authorised signatories.

<i>Signatories</i>	<i>Position</i>	<i>Authorised results for</i>
 Fung Lim Chee, Richard	Managing Director	Inorganics
 Fung Lim Chee, Richard	Managing Director	Metals_ENV
 Ng Sin Kou, May	Laboratory Manager	Microbiology_ENV



General Comments

This report supersedes any previous report(s) with the same work order number. All pages of this report have been checked and approved for release. When sampling time information is not provided by the client, sampling dates are shown without a time component. In these instances, the time component has been assumed by the laboratory for processing purposes.

Testing period is from 08-Nov-2023 to 21-Nov-2023.

Key: LOR = Limit of reporting; CAS Number = CAS registry number from database maintained by Chemical Abstracts Services. The Chemical Abstracts Service is a division of the American Chemical Society.

Specific Comments for Work Order: HK2344804

Sample(s) was/ were submitted by client. Sample(s) arrived laboratory in chilled condition.

Sample information (Project name, Sample ID, Sampling date/time, etc.) is provided by client.

Result(s) of sample(s) is/are reported on as received basis, unless otherwise specified. The result(s) is/are related only to the item(s) tested.

Microbiological sample(s) was/ were collected in 250mL sterile plastic bottles containing sodium thiosulfate. Sample(s) arrived at the laboratory at 19:35.

NOT DETECTED denotes result(s) is (are) less than the Limit of Report (LOR).

ED037 - Titration end point for Total Alkalinity is pH 4.5 while end point for Total Alkalinity <20mg/L is pH 4.2.

Water sample(s) digested by in-house method E-3005 prior to the determination of total metals. The in-house method is developed based on USEPA method 3005.

EA002 - pH value is reported as at 25°C. Calibration range of pH value is 4.0 - 10.0. Results exceeding this range is for reference only.

EA025 - The accredited LOR of Total Suspended Solids is 0.5mg/L. Results below this LOR are for reference only.



Analytical Results

Sub-Matrix: WATER

				Sample ID	WM1	WM2	---	---	---
				Sampling date / time	08-Nov-2023	08-Nov-2023	---	---	---
Compound	CAS Number	LOR	Unit		HK2344804-001	HK2344804-002	-----	-----	-----
EA/ED: Physical and Aggregate Properties									
EA002: pH Value	----	0.1	pH Unit		6.9	7.4	---	---	---
EA010: Electrical Conductivity @ 25°C	----	1	µS/cm		60	151	---	---	---
EA025: Suspended Solids (SS)	----	0.1	mg/L		2.5	10.0	---	---	---
ED037: Total Alkalinity as CaCO3	----	1	mg/L		17	44	---	---	---
ED/EK: Inorganic Nonmetallic Parameters									
ED041K: Sulphate as SO4 - Turbidimetric	----	1	mg/L		<1	24	---	---	---
ED045K: Chloride	16887-00-6	0.5	mg/L		6	6	---	---	---
EK055K: Ammonia as N	7664-41-7	0.01	mg/L		0.07	0.06	---	---	---
EK058A: Nitrate as N	14797-55-8	0.01	mg/L		0.05	0.19	---	---	---
EK061A: Total Kjeldahl Nitrogen as N	----	0.1	mg/L		0.5	0.1	---	---	---
EK071K: Reactive Phosphorus as P	14265-44-2	0.01	mg/L		0.01	<0.01	---	---	---
EK086: Sulphite as SO3 2-	14265-45-3	2	mg/L		<2	<2	---	---	---
EP: Aggregate Organics									
EP005: Total Organic Carbon	----	1	mg/L		2	2	---	---	---
EP020: Oil & Grease	----	5	mg/L		<5	<5	---	---	---
EP026C: Chemical Oxygen Demand	----	5	mg/L		7	<5	---	---	---
EP030: Biochemical Oxygen Demand	----	2	mg/L		<2	<2	---	---	---
EG: Metals and Major Cations - Total									
EG020: Cadmium	7440-43-9	0.2	µg/L		<0.2	<0.2	---	---	---
EG020: Copper	7440-50-8	1	µg/L		2	1	---	---	---
EG020: Lead	7439-92-1	1	µg/L		<1	1	---	---	---
EG020: Manganese	7439-96-5	1	µg/L		41	1350	---	---	---
EG020: Nickel	7440-02-0	1	µg/L		<1	2	---	---	---
EG020: Zinc	7440-66-6	10	µg/L		13	20	---	---	---
EG032: Calcium	7440-70-2	50	µg/L		3330	19400	---	---	---
EG032: Iron	7439-89-6	10	µg/L		420	1340	---	---	---
EG032: Magnesium	7439-95-4	50	µg/L		480	1470	---	---	---
EG032: Potassium	7440-09-7	50	µg/L		600	2010	---	---	---
EG032: Sodium	7440-23-5	50	µg/L		8120	6010	---	---	---



Sub-Matrix: WATER				Sample ID	WM1	WM2	---	---	---
				Sampling date / time	08-Nov-2023	08-Nov-2023	---	---	---
Compound	CAS Number	LOR	Unit	HK2344804-001	HK2344804-002	-----	-----	-----	
EM: Microbiological Testing									
EM002: E. coli	----	1	CFU/100mL	11	19	---	---	---	
EM003: Total Coliforms	----	1	CFU/100mL	25	56	---	---	---	



Laboratory Duplicate (DUP) Report

Matrix: WATER				Laboratory Duplicate (DUP) Report				
Laboratory sample ID	Sample ID	Method/Compound	CAS Number	LOR	Unit	Original Result	Duplicate Result	RPD (%)
EA/ED: Physical and Aggregate Properties (QC Lot: 5414128)								
HK2344783-003	Anonymous	EA010: Electrical Conductivity @ 25°C	----	1	µS/cm	170	170	0.0
HK2344804-002	WM2	EA010: Electrical Conductivity @ 25°C	----	1	µS/cm	151	151	0.0
EA/ED: Physical and Aggregate Properties (QC Lot: 5415132)								
HK2343238-002	Anonymous	ED037: Total Alkalinity as CaCO3	----	1	mg/L	131	131	0.0
EA/ED: Physical and Aggregate Properties (QC Lot: 5415135)								
HK2344804-002	WM2	EA002: pH Value	----	0.1	pH Unit	7.4	7.4	0.0
HK2344956-001	Anonymous	EA002: pH Value	----	0.1	pH Unit	9.1	9.1	0.0
EA/ED: Physical and Aggregate Properties (QC Lot: 5416660)								
HK2344804-001	WM1	EA025: Suspended Solids (SS)	----	0.5	mg/L	2.5	2.1	17.2
HK2344811-008	Anonymous	EA025: Suspended Solids (SS)	----	0.5	mg/L	1.4	1.1	18.2
ED/EK: Inorganic Nonmetallic Parameters (QC Lot: 5414216)								
HK2344727-001	Anonymous	ED041K: Sulphate as SO4 - Turbidimetric	----	1	mg/L	<1	<1	0.0
ED/EK: Inorganic Nonmetallic Parameters (QC Lot: 5414217)								
HK2344727-001	Anonymous	ED045K: Chloride	16887-00-6	1	mg/L	<1	<1	0.0
ED/EK: Inorganic Nonmetallic Parameters (QC Lot: 5416823)								
HK2344868-001	Anonymous	EK071K: Reactive Phosphorus as P	14265-44-2	0.01	mg/L	<0.01	<0.01	0.0
ED/EK: Inorganic Nonmetallic Parameters (QC Lot: 5416838)								
HK2343099-003	Anonymous	EK055K: Ammonia as N	7664-41-7	0.01	mg/L	1.68	1.56	7.7
ED/EK: Inorganic Nonmetallic Parameters (QC Lot: 5433020)								
HK2344804-001	WM1	EK061A: Total Kjeldahl Nitrogen as N	----	0.1	mg/L	0.5	0.5	0.0
ED/EK: Inorganic Nonmetallic Parameters (QC Lot: 5433970)								
HK2344804-001	WM1	EK086: Sulphite as SO3 2-	14265-45-3	2	mg/L	<2	<2	0.0
EP: Aggregate Organics (QC Lot: 5431603)								
HK2345267-005	Anonymous	EP005: Total Organic Carbon	----	1	mg/L	<1	<1	0.0
EP: Aggregate Organics (QC Lot: 5431668)								
HK2344804-002	WM2	EP026C: Chemical Oxygen Demand	----	5	mg/L	<5	<5	0.0
EG: Metals and Major Cations - Total (QC Lot: 5416710)								
HK2344804-002	WM2	EG032: Iron	7439-89-6	10	µg/L	1340	1330	0.0
		EG032: Calcium	7440-70-2	50	µg/L	19400	19200	0.7
		EG032: Magnesium	7439-95-4	50	µg/L	1470	1450	1.2



Matrix: WATER				Laboratory Duplicate (DUP) Report				
Laboratory sample ID	Sample ID	Method: Compound	CAS Number	LOR	Unit	Original Result	Duplicate Result	RPD (%)
EG: Metals and Major Cations - Total (QC Lot: 5416710) - Continued								
HK2344804-002	WM2	EG032: Potassium	7440-09-7	50	µg/L	2010	1980	1.6
		EG032: Sodium	7440-23-5	50	µg/L	6010	5970	0.7
EG: Metals and Major Cations - Total (QC Lot: 5416711)								
HK2344804-002	WM2	EG020: Cadmium	7440-43-9	0.2	µg/L	<0.2	<0.2	0.0
		EG020: Copper	7440-50-8	1	µg/L	1	1	0.0
		EG020: Lead	7439-92-1	1	µg/L	1	1	0.0
		EG020: Manganese	7439-96-5	1	µg/L	1350	1370	1.5
		EG020: Nickel	7440-02-0	1	µg/L	2	2	0.0
		EG020: Zinc	7440-66-6	10	µg/L	20	18	10.0

Method Blank (MB), Laboratory Control Spike (LCS) and Laboratory Control Spike Duplicate (DCS) Report

Matrix: WATER				Method Blank (MB) Report			Laboratory Control Spike (LCS) and Laboratory Control Spike Duplicate (DCS) Report					
Method: Compound	CAS Number	LOR	Unit	Result	Spike Concentration	Spike Recovery (%)		Recovery Limits(%)		RPD (%)		
						LCS	DCS	Low	High	Value	Control Limit	
EA/ED: Physical and Aggregate Properties (QC Lot: 5414128)												
EA010: Electrical Conductivity @ 25°C	----	1	µS/cm	<1	146.9 µS/cm	101	----	93.5	106	----	----	
				<1	1412 µS/cm	95.2	----	94.3	105	----	----	
EA/ED: Physical and Aggregate Properties (QC Lot: 5415132)												
ED037: Total Alkalinity as CaCO3	----	1	mg/L	<1	50 mg/L	102	----	95.0	105	----	----	
				<1	2000 mg/L	100	----	95.0	105	----	----	
EA/ED: Physical and Aggregate Properties (QC Lot: 5416660)												
EA025: Suspended Solids (SS)	----	0.5	mg/L	<0.5	10 mg/L	90.5	----	86.6	113	----	----	
ED/EK: Inorganic Nonmetallic Parameters (QC Lot: 5414216)												
ED041K: Sulphate as SO4 - Turbidimetric	----	1	mg/L	<1	5 mg/L	99.4	----	91.4	109	----	----	
ED/EK: Inorganic Nonmetallic Parameters (QC Lot: 5414217)												
ED045K: Chloride	16887-00-6	1	mg/L	<1	10 mg/L	99.8	----	88.2	108	----	----	
ED/EK: Inorganic Nonmetallic Parameters (QC Lot: 5416823)												
EK071K: Reactive Phosphorus as P	14265-44-2	0.01	mg/L	<0.01	0.5 mg/L	98.6	----	92.4	106	----	----	
ED/EK: Inorganic Nonmetallic Parameters (QC Lot: 5416838)												



Matrix: WATER		Method Blank (MB) Report			Laboratory Control Spike (LCS) and Laboratory Control Spike Duplicate (DCS) Report						
		LOR	Unit	Result	Spike Concentration	Spike Recovery (%)		Recovery Limits(%)		RPD (%)	
Method: Compound	CAS Number					LCS	DCS	Low	High	Value	Control Limit
ED/EK: Inorganic Nonmetallic Parameters (QC Lot: 5416838) - Continued											
EK055K: Ammonia as N	7664-41-7	0.01	mg/L	<0.01	0.5 mg/L	104	---	89.3	109	---	---
ED/EK: Inorganic Nonmetallic Parameters (QC Lot: 5433020)											
EK061A: Total Kjeldahl Nitrogen as N	---	0.1	mg/L	<0.1	0.5 mg/L	103	---	89.0	120	---	---
ED/EK: Inorganic Nonmetallic Parameters (QC Lot: 5433970)											
EK086: Sulphite as SO3 2-	14265-45-3	2	mg/L	<2	---	---	---	---	---	---	---
EP: Aggregate Organics (QC Lot: 5414608)											
EP030: Biochemical Oxygen Demand	---	---	mg/L	---	198 mg/L	92.3	---	77.6	118	---	---
EP: Aggregate Organics (QC Lot: 5431603)											
EP005: Total Organic Carbon	---	1	mg/L	<1	5 mg/L	112	---	87.3	120	---	---
				<1	100 mg/L	110	---	88.8	120	---	---
EP: Aggregate Organics (QC Lot: 5431668)											
EP026C: Chemical Oxygen Demand	---	---	mg/L	---	25 mg/L	94.0	---	92.0	108	---	---
				---	250 mg/L	100.0	---	92.3	106	---	---
EP: Aggregate Organics (QC Lot: 5435328)											
EP020: Oil & Grease	---	2	mg/L	<2	20 mg/L	88.0	---	81.7	105	---	---
EG: Metals and Major Cations - Total (QC Lot: 5416710)											
EG032: Calcium	7440-70-2	50	µg/L	<50	2000 µg/L	107	---	85.0	115	---	---
EG032: Iron	7439-89-6	10	µg/L	<10	2000 µg/L	104	---	85.0	115	---	---
EG032: Magnesium	7439-95-4	50	µg/L	<50	2000 µg/L	102	---	85.0	115	---	---
EG032: Potassium	7440-09-7	50	µg/L	<50	2000 µg/L	99.2	---	85.0	115	---	---
EG032: Sodium	7440-23-5	50	µg/L	<50	2000 µg/L	107	---	85.0	115	---	---
EG: Metals and Major Cations - Total (QC Lot: 5416711)											
EG020: Cadmium	7440-43-9	0.2	µg/L	<0.2	5 µg/L	98.7	---	85.0	109	---	---
EG020: Copper	7440-50-8	1	µg/L	<1	50 µg/L	99.6	---	90.0	111	---	---
EG020: Lead	7439-92-1	1	µg/L	<1	50 µg/L	99.2	---	89.0	111	---	---
EG020: Manganese	7439-96-5	1	µg/L	<1	50 µg/L	96.3	---	85.0	115	---	---
EG020: Nickel	7440-02-0	1	µg/L	<1	50 µg/L	98.3	---	87.0	110	---	---
EG020: Zinc	7440-66-6	10	µg/L	<10	50 µg/L	96.4	---	86.0	114	---	---



Matrix Spike (MS) and Matrix Spike Duplicate (MSD) Report

Matrix: WATER

					Matrix Spike (MS) and Matrix Spike Duplicate (MSD) Report					
<i>Laboratory sample ID</i>	<i>Sample ID</i>	<i>Method: Compound</i>	<i>CAS Number</i>	<i>Spike Concentration</i>	<i>Spike Recovery (%)</i>		<i>Recovery Limits (%)</i>		<i>RPD (%)</i>	
					<i>MS</i>	<i>MSD</i>	<i>Low</i>	<i>High</i>	<i>Value</i>	<i>Control Limit</i>
ED/EK: Inorganic Nonmetallic Parameters (QC Lot: 5414216)										
HK2344727-001	Anonymous	ED041K: Sulphate as SO4 - Turbidimetric	----	5 mg/L	90.7	----	75.0	125	----	----
ED/EK: Inorganic Nonmetallic Parameters (QC Lot: 5414217)										
HK2344727-001	Anonymous	ED045K: Chloride	16887-00-6	5 mg/L	94.0	----	75.0	125	----	----
ED/EK: Inorganic Nonmetallic Parameters (QC Lot: 5416823)										
HK2344868-001	Anonymous	EK071K: Reactive Phosphorus as P	14265-44-2	0.5 mg/L	102	----	75.0	125	----	----
ED/EK: Inorganic Nonmetallic Parameters (QC Lot: 5416838)										
HK2343099-003	Anonymous	EK055K: Ammonia as N	7664-41-7	5 mg/L	97.1	----	75.0	125	----	----
ED/EK: Inorganic Nonmetallic Parameters (QC Lot: 5433020)										
HK2344804-001	WM1	EK061A: Total Kjeldahl Nitrogen as N	----	0.5 mg/L	89.9	----	75.0	125	----	----
EP: Aggregate Organics (QC Lot: 5431603)										
HK2345267-005	Anonymous	EP005: Total Organic Carbon	----	5 mg/L	102	----	75.0	125	----	----
EP: Aggregate Organics (QC Lot: 5431668)										
HK2344804-001	WM1	EP026C: Chemical Oxygen Demand	----	10 mg/L	102	----	75.0	125	----	----
EG: Metals and Major Cations - Total (QC Lot: 5416710)										
HK2344804-001	WM1	EG032: Calcium	7440-70-2	2000 µg/L	94.2	----	75.0	125	----	----
		EG032: Iron	7439-89-6	2000 µg/L	103	----	75.0	125	----	----
		EG032: Magnesium	7439-95-4	2000 µg/L	98.8	----	75.0	125	----	----
		EG032: Potassium	7440-09-7	2000 µg/L	99.2	----	75.0	125	----	----
		EG032: Sodium	7440-23-5	2000 µg/L	# Not Determined	----	75.0	125	----	----
EG: Metals and Major Cations - Total (QC Lot: 5416711)										
HK2344804-001	WM1	EG020: Cadmium	7440-43-9	5 µg/L	98.3	----	75.0	125	----	----
		EG020: Copper	7440-50-8	50 µg/L	98.0	----	75.0	125	----	----
		EG020: Lead	7439-92-1	50 µg/L	97.7	----	75.0	125	----	----
		EG020: Manganese	7439-96-5	50 µg/L	95.3	----	75.0	125	----	----



Matrix: WATER

Matrix Spike (MS) and Matrix Spike Duplicate (MSD) Report

Laboratory sample ID	Sample ID	Method: Compound	CAS Number	Spike Concentration	Spike Recovery (%)		Recovery Limits (%)		RPD (%)	
					MS	MSD	Low	High	Value	Control Limit
EG: Metals and Major Cations - Total (QC Lot: 5416711) - Continued										
HK2344804-001	WM1	EG020: Nickel	7440-02-0	50 µg/L	99.4	----	75.0	125	----	----
		EG020: Zinc	7440-66-6	50 µg/L	96.0	----	75.0	125	----	----