

B.1 Incense Tree *Aquilaria sinensis*



Photo B.1.1. : General view of the transplanted individual AS-03.




Photo B.1.2. : Stem condition of the transplanted individual AS-03.



Photo B.1.3. : General view of the transplanted individual AS-02.



Photo B.1.4. : Stem condition of the transplanted individual AS-02.

B.2 Lamb of Tartary *Cibotium barometz*



Photo B.2.1 : General view of the transplanted individual CB-01.



Photo B.2.2 : Leaf condition of the new foliage.



Photo B.2.3 : Leaf condition of the new foliage.



Photo B.2.4 : Leaf condition of the new foliage.

B.3 Bottlebrush Orchid *Goodyera procera*



Photo B.3.1: Individual GP-01.



Photo B.3.2: Individual GP-02.



Photo B.3.3: Individual GP-03.




Photo B.3.4: Individual GP-03.



Photo B.3.5: Individual GP-06.



Photo B.3.6: Individual GP-06. Chlorotic leaf.



Photo B.3.7: Individual GP-07.



Photo B.3.8: Individual GP-08.



Photo B.3.9: Individual GP-09.



Photo B.3.10: Individual GP-10.



Photo B.3.11: Individual GP-11.




Photo B.3.12: Individual GP-12.



Photo B.3.13: Individual GP-13.




Photo B.3.14: Individual GP-13. Chlorotic leaves.



Photo B.3.15: Individual GP-14.



Photo B.3.16: Individual GP-15.



Photo B.3.17: Individual GP-16.



Photo B.3.18: Individual GP-17.



Photo B.3.19: Individual GP-19.